


FOLIO 07545


## PASSENGER VESSEL

|                      |  |
|----------------------|--|
| Type                 | Passenger vessel   |
| Built                | 1964   |
| Dimensions           | 19.80 x 4.90 x 2.50 mtrs   |
| Draft                | 1.40 mtrs aft  |
| Hull material        | Steel  |
| Tonnage              | GRT 48   |
| Displacement         | 49 ton   |
| Propulsion           | 2x fixed pitch propellers  |
| Main engines         | 2x Kelvin  |
| Output               | 180 bhp total  |
| Speed                | 10.5 knots   |
| Generator set        | 9 kVA  |
| Tank capacities      | Fuel oil 1100 ltrs<br>Fresh water 160 ltrs   |
| Passenger capacity   | The vessel is certified to transport 80 Passengers up to 3 miles from shore and is equipped with a galley and sanitary facilities. |
| Nav./comm. equipment | Radar, compass, VHF, chart plotter, GPS  |
| Class                | MCA Class IV, V, VI + VI (A), certificates for up to 80 persons<br>MCA Workboat Code Category 3                                    |















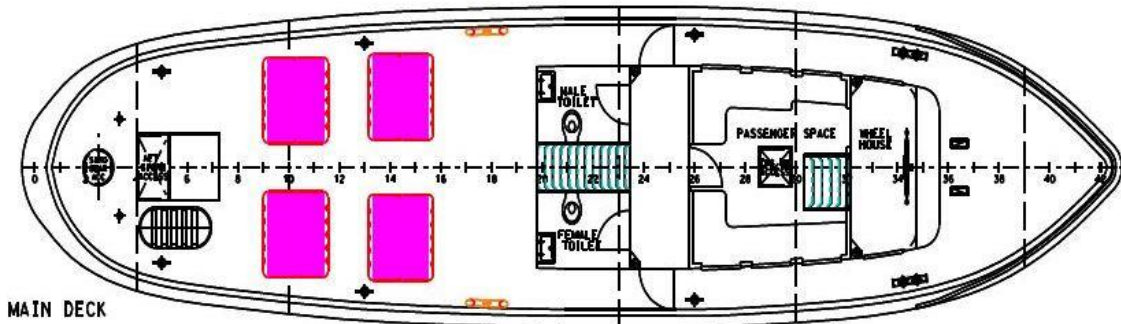
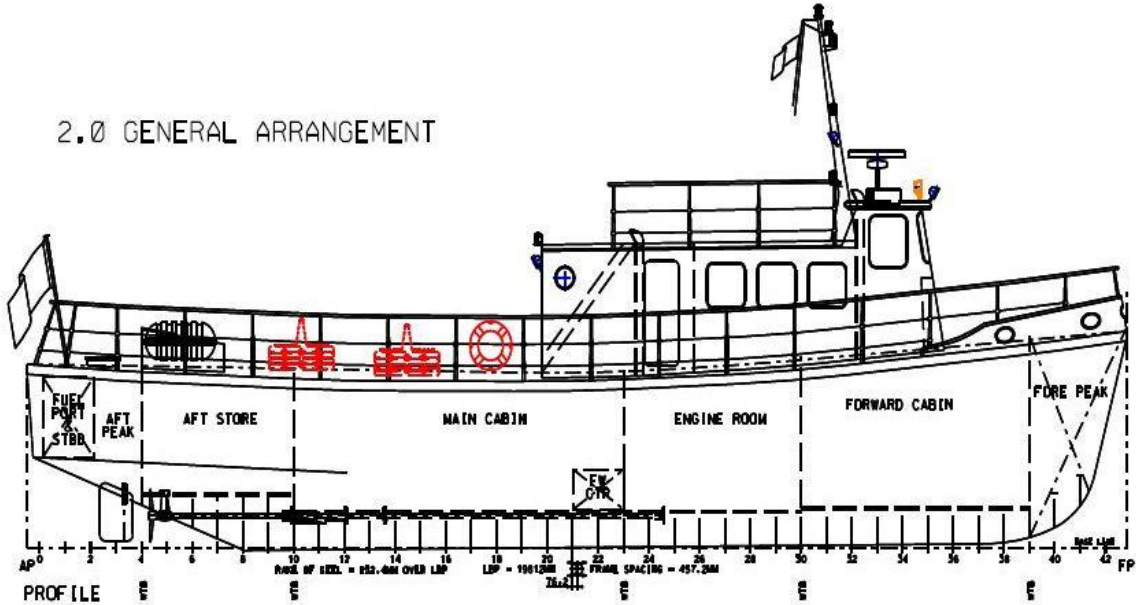




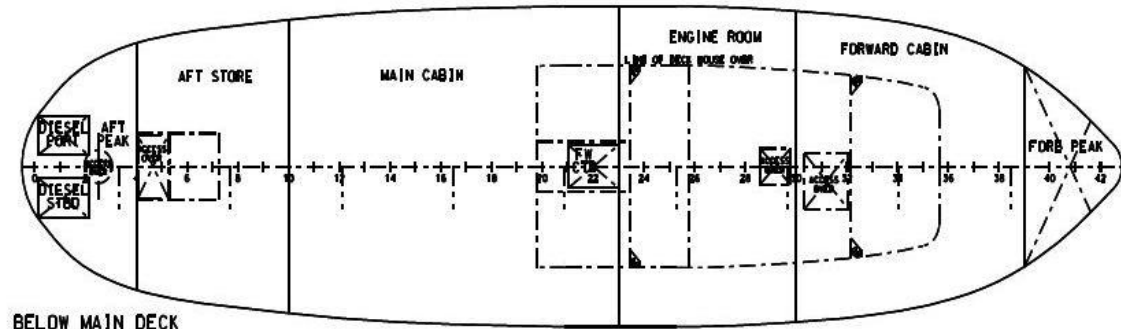




2.0 GENERAL ARRANGEMENT



MAIN DECK



BELOW MAIN DECK