

A passenger vessel with a unique design, allowing 250 passenger to travel in a spacious area with additional passenger capacity outside. Vessel in great condition and fully operational.

Type	Passenger vessel	
Built	2010	
Dimensions	27.00 x 11.20 x 3.90 mtrs	
Draft	2.20 mtrs aft	
Hull material	Steel	
Displacement	170 tons	
Tonnage	GRT 125 / NRT 125	
Propulsion	Two fixed pitch propellers	
Main engines	2x Doosan	
Output	1080 bhp total	
Speed	12.7 knots	
Generator	2x Beta Marine	
Output	34 kW	
Tank capacities	Fuel oil	12.8 tons
	Fresh water	4.4 tons
Passenger capacity	The vessel is certified to transport 250 persons and is equipped with a galley and sanitary facilities to DDA standard.	
Nav./comm. equipment	Radar, compass, VHF, chart plotter, GPS, AIS	
Class	EU Class C Passenger Certificate for up to 250 persons	
	MCA Workboat Category 2	
	Bureau Veritas: I ✕ HULL • MACH Special service / Passenger Carrier Coastal Area	















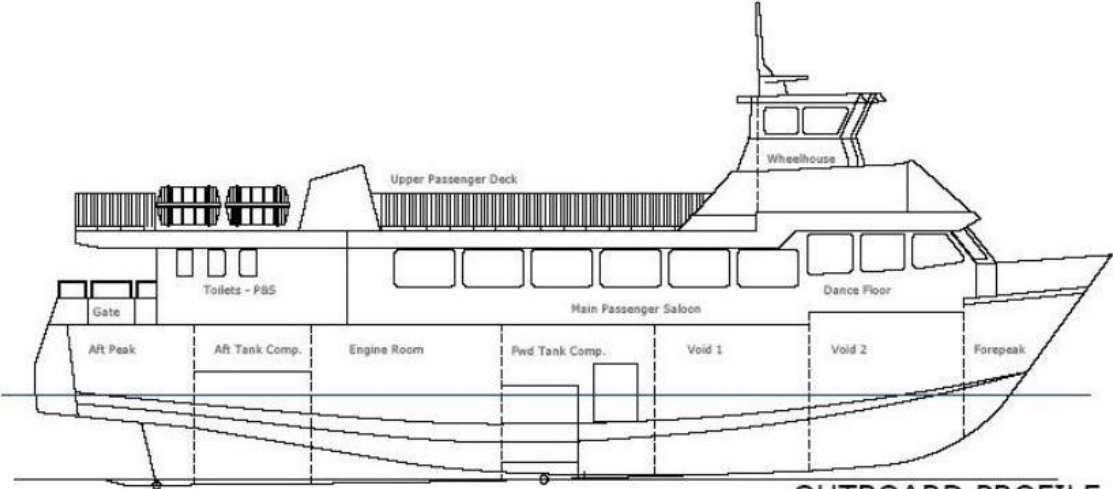




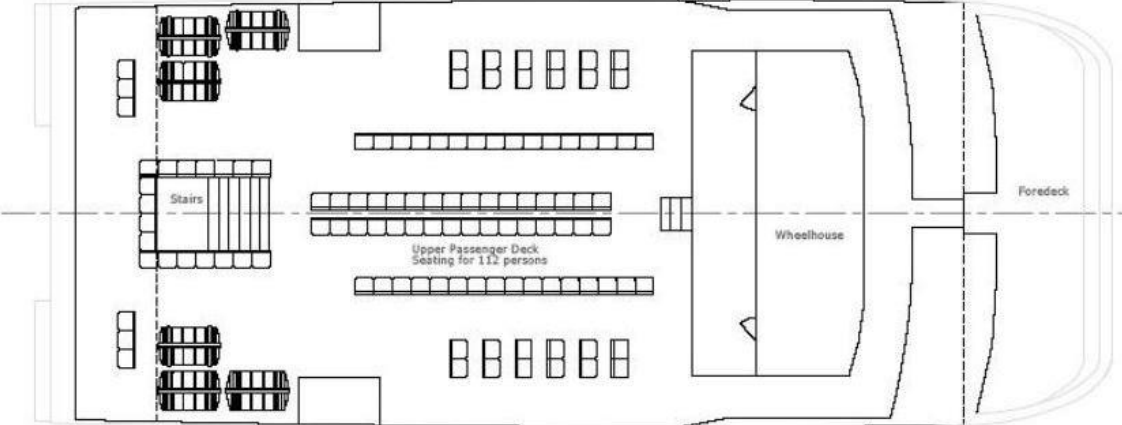




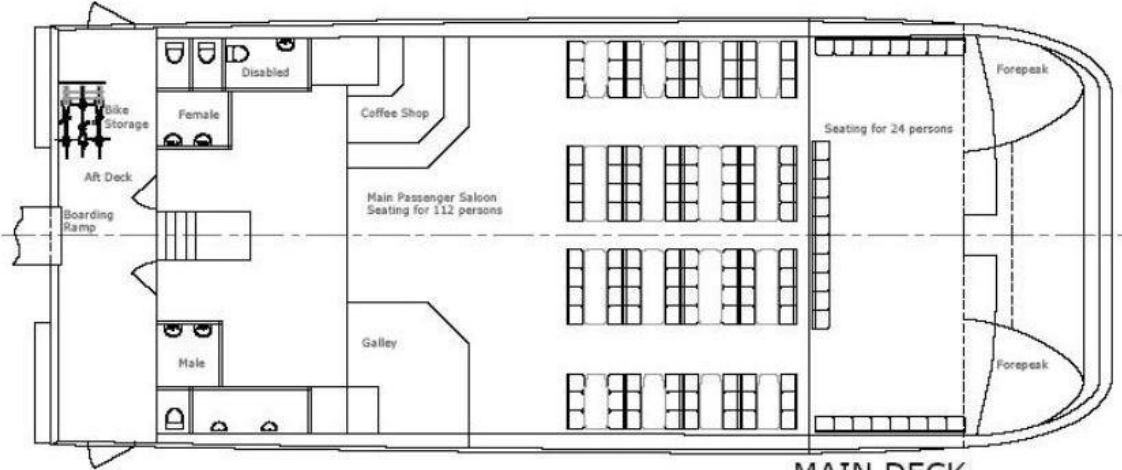
PASSENGER VESSEL



OUTBOARD PROFILE



UPPER DECK



MAIN DECK