

Fast Crew Supplier 4008

STANDARD



SENIOR

PICTURE OF SIMILAR VESSEL

GENERAL

Hull material	Steel
Superstructure material	Aluminium
Basic functions	Crew and cargo duties
Classification	Bureau Veritas I * Hull • MACH Crew Boat Sea Area 4

DIMENSIONS

Length overall	41.2 m
Beam overall	8.7 m
Depth at sides	3.9 m
Draught max	3.0 m
Deadweight max	Up to 140.0 t
Cargo deck area	140.0 m ²
Deck load	2.5 t/m ²
Deck cargo	100.0 t
Gross tonnage	270
Crew	Up to 8 persons
(Industrial) personnel	Up to 100 persons

TANK CAPACITIES

Fuel oil	65.0 m ³
Fresh water	13.0 m ³
Liquid cargo	68.5 m ³
Sewage	1.8 m ³
Bilge water/ dirty oil	2.0 m ³

PERFORMANCES

Speed	Up to 30.0 kn
Range at max speed	1,700 nm

PROPULSION SYSTEM

Main engines	4x Caterpillar / MTU
Total Power	Up to 6,500 bkW
Gearboxes	4x Reintjes WVS series
Propulsion	4x Fixed pitch propeller
Bow thruster	1x 120 kW, hydraulically driven

ELECTRICAL EQUIPMENT

Network	24V DC, 230V/400V 50Hz AC
Generator sets	2x 99.0 ekW

DECK LAY-OUT

Anchor equipment	1x 138 kg SHHP Pool TW, chain, electric winch
Aft deck covering	Wood
Fendering	Steel fender on deck level, heavy duty rubber fender transom corners and tyre fender at sides and transom

SHIP SYSTEMS

Ship systems are according to Class	
Fuel filtration	1x Non-self-cleaning dynamic separator
Engine room ventilation	2x Supply fan, 31,000 m ³ /hr in total
Air-conditioning	Up to 285,000 BTU/hr
Fire extinguishing	Fixed fire-fighting system in engine room (Stat-X), hand operated fire extinguishers

ACCOMMODATION

Bridge deck	Wheelhouse
Main deck	Personnel area, luggage store, sanitary spaces
Lower deck	Mess, pantry, cabins, sanitary spaces, store

NAUTICAL AND COMMUNICATION EQUIPMENT

Integrated navigation system	
Searchlight	2x 1000 W
Radar	1x X-band
Electronic chart	1x Non-ECDIS
GPS	1x
AIS	1x
Autopilot	1x
Compass	1x Magnetic, 1x GPS
Echo sounder	1x
Internal communication	Intercom, loudhailer
External communication	GMDSS A2
Wind measuring system	1x

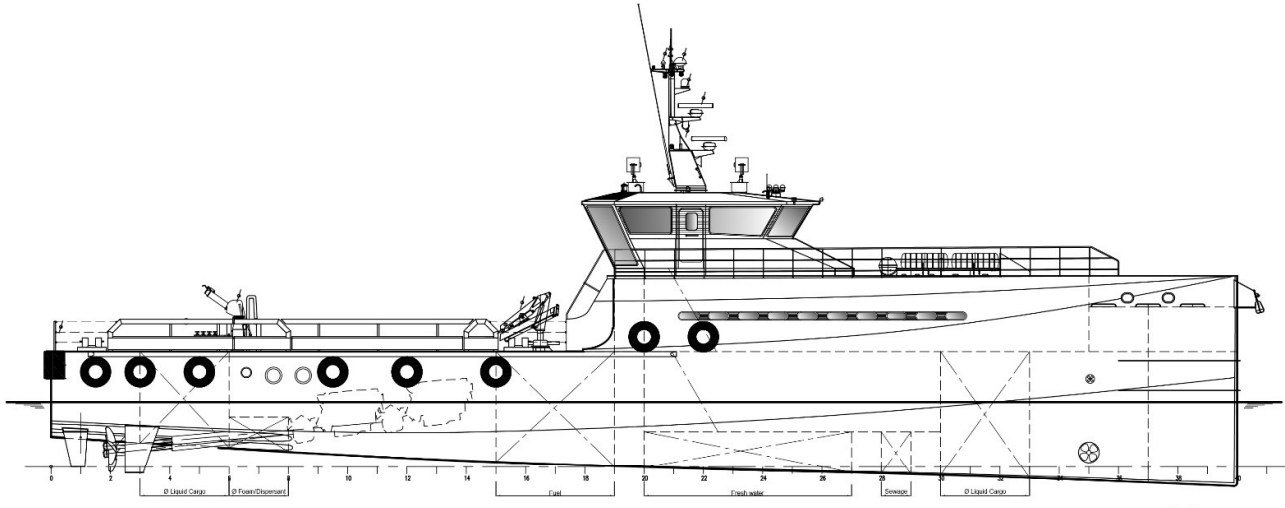
OPTIONAL

Containerized accommodation unit	
Bilge water separator	1x 0.5 m ³ /hr
Fuel consumption monitoring system	
Sewage treatment plant	
Hoisting equipment	Foldable deck crane
Davit system and rescue boat	
Cargo pump	2x 30 m ³ /hr at 5.5 bar (for fuel and fresh water)
External fire fighting	2x 1,200 m ³ /hr remote controlled monitor, water spray, foam tank
Accommodation	Alternative seats (VIP), alternative layout, aft steering position, luggage store

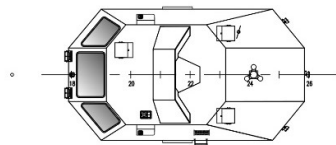
Various navigation equipment	
Night vision camera	
Dynamic Positioning system DP1	
CCTV system	
Remote monitoring system	
External communications	GMDSS A3
Data communication	Iridium, V-SAT, Fleet broadband, 4G, Wi-Fi system, LAN system

Fast Crew Supplier 4008

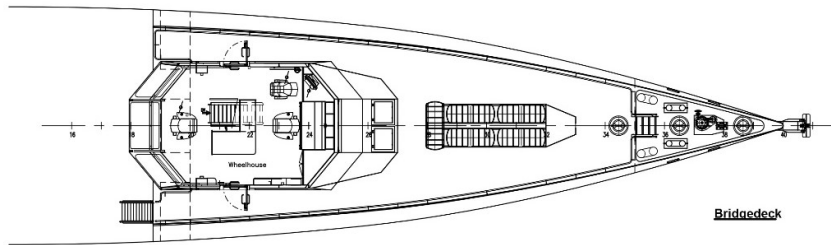
STANDARD



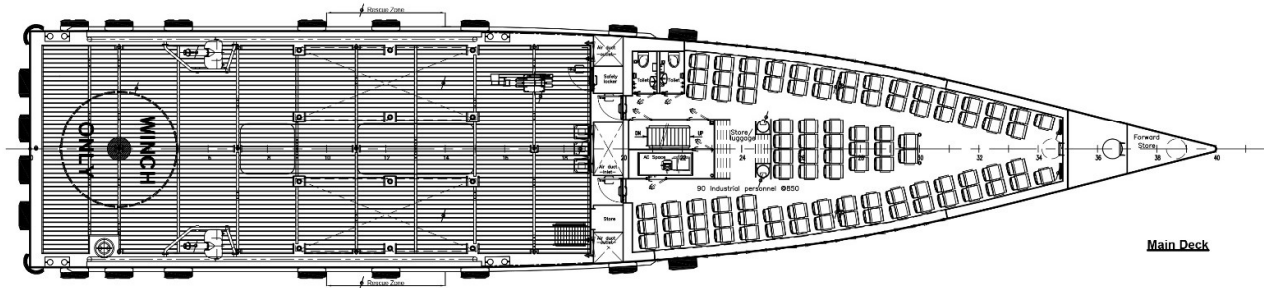
Profile



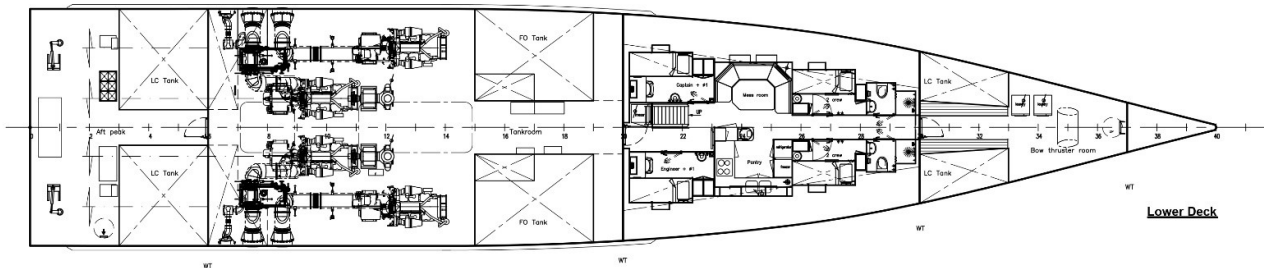
Topdeck



Bridgedeck



Main Deck



Lower Deck

DAMEN

Damen.com

©No part of the leaflet may be reproduced in any form, by print, photoprint, microfilm, or any other means, without written permission from Damen Shipyards Group